

# Aesculap Neurosurgery

Basic Set of Neurosurgical Instruments of the  
World Federation of Neurosurgical Societies



# Basic Set of Neurosurgical Instruments



Presented by the World Federation of Neurosurgical Societies (WFNS) and Aesculap

The idea to design a Basic Set of Neurosurgical Instruments originated because of the observations we made of the extremely difficult conditions under which neurosurgeons of the world's poorest countries have to work. One of the most prominent problems is the lack of appropriate neurosurgical instruments. Furthermore, these countries suffer from a shortage of specialized neurosurgeons who can train other surgeons and residents to optimize the treatment and thereby also the outcome for neurosurgical patients.

With this Basic Set of Neurosurgical Instruments, WFNS, together with Aesculap, has initiated a worldwide project. It provides an attractive platform for sponsoring adequate neurosurgical instruments in countries that are in great need of such equipment.

This set of instruments can be used for the most common neurosurgical procedures. Along with the

Basic Set of Neurosurgical Instruments we also provide basic neurosurgical training for general surgeons who must render such services in developing countries. It is also our intention to help neurosurgeons improve the standards of neurosurgical procedures in hospitals of poor countries.

We hope to find numerous sponsors who will purchase this Basic Set of Neurosurgical Instruments and thereby support physicians in developing countries who are devoted to neurosurgery and to helping their patients.

I am extremely grateful to both, Bernhard L. Bauer, M.D., former Professor of Neurosurgery at Philipps-University in Marburg, Germany, and Aesculap, for helping me to realize this project.

**Madjid Samii**  
Honorary President of the WFNS Foundation

## Preparation




## Preparation

- ① Kidney Tray, 1x
- ② Laboratory Dish, 1x
- ③ Surgical Forceps, 1x
- ④ TOENNIS-ADSON Dissecting Scissors, 1x
- ⑤ HEGAR Needle Holder, 1x
- ⑥ Anatomical Forceps, 1x
- ⑦ GROSS Sponge Forceps, 1x

# Basic Set of Neurosurgical Instruments

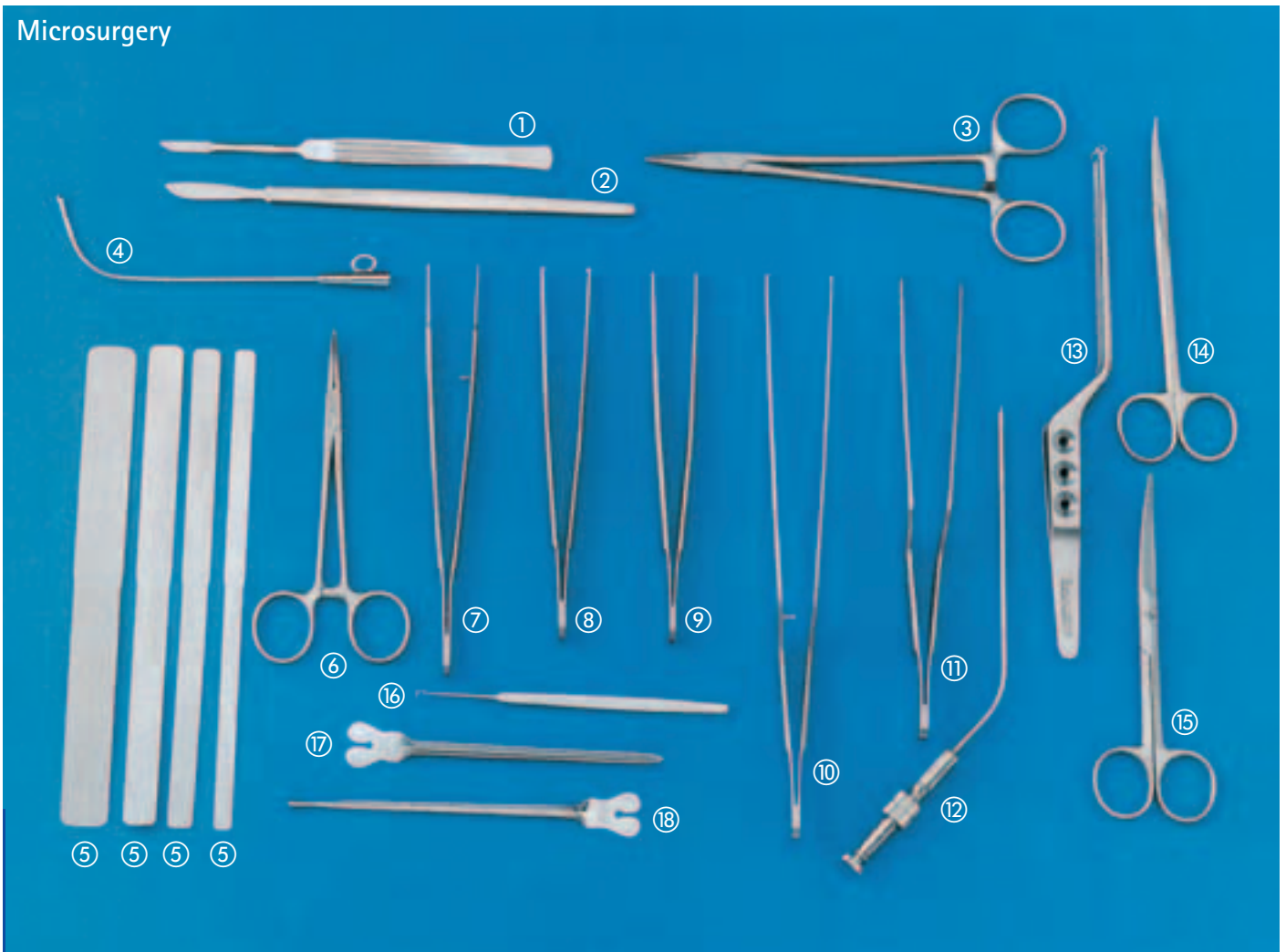
## Craniotomy



### Craniotomy

- ① TOENNIS-ADSON Dissecting Scissors, 1x
- ② Haemostatic Scalp Clips, 2 packages with 10 clips each
- ③ VOLKMANN Retractor, 2x
- ④ WEITLANER Retractor, 2x
- ⑤ DAHLGREEN Skull Punch, 1x
- ⑥ MEAD Bone Rongeur, 1x
- ⑦ LANGENBECK Raspatory, 1x
- ⑧ LANGENBECK Elevator, 1x
- ⑨ Twist Drill, 1x
- ⑩ CUSHING Burr, 1x
- ⑪ HUDSON Hand Drill, 1x
- ⑫ Handle for Wire Saw, 2x
- ⑬ OLIVECRONA Wire Saw, 4 packages with 5 each
- ⑭ YASARGIL Scalp Flap Retractor, 2x
- ⑮ HALSTED-MOSQUITO Forceps, 1x
- ⑯ DANDY Artery Forceps, 1x
- ⑰ DAVIS Dissector, 1x
- ⑱ DEMARTEL Conductor, 2x
- ⑲ HEGAR Needle Holder, 1x
- ⑳ FERGUSSON Suction Cannula, 1x

## Microsurgery

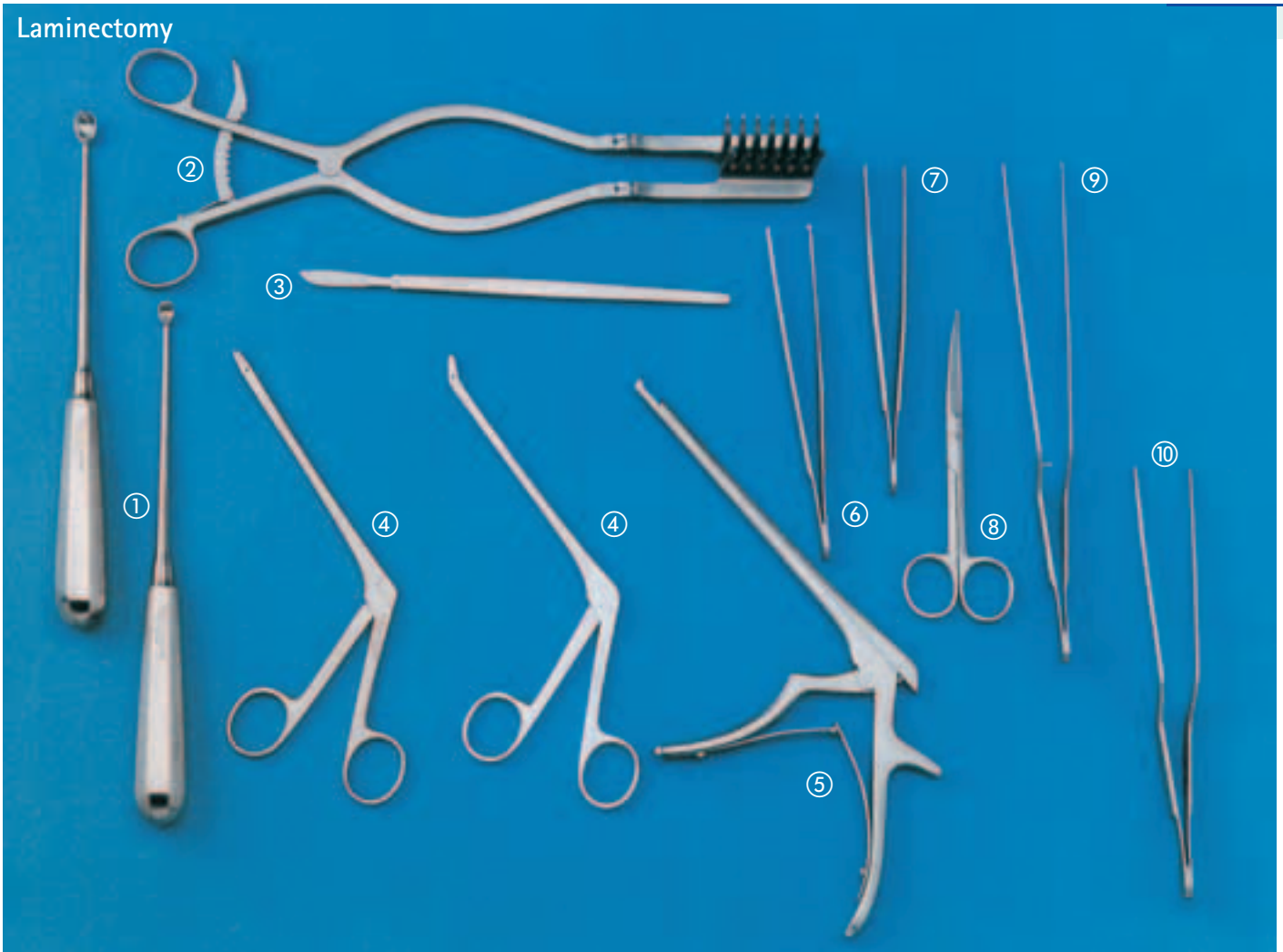


### Microsurgery

- |  |                                      |
|--|--------------------------------------|
| ① Scalpel, 1x                                      | ⑨ Anatomical Forceps, 1x             |
| ② SIMON Fistula Knife, 2x                          | ⑩ Surgical Forceps, 1x               |
| ③ HEGAR-MAYO Needle Holder, 2x                     | ⑪ GRUENWALD Forceps, 1x              |
| • Rubber Ball for irrigation, 1x (not illustrated) | ⑫ FERGUSSON Suction Cannula, 1x      |
| ④ Catheter for Rubber Ball, 1x                     | ⑬ HEIFETZ Tumor Grasping Forceps, 1x |
| ⑤ Brain Spatula, 4x                                | ⑭ Nerve Dissecting Scissors, 1x      |
| • YASARGIL LEYLA Retracting System,                | ⑮ Surgical Scissors, 1x              |
| with flexible arms, 1x (not illustrated)           | ⑯ FRAZIER Dura Hook, 1x              |
| ⑥ BABY-CRILE Artery Forceps, 1x                    | ⑰ Director, 1x                       |
| ⑦ GERALD Surgical Forceps, 1x                      | ⑱ Director with Probe Point, 1x      |
| ⑧ Surgical Forceps, 1x                             |                                      |

# Basic Set of Neurosurgical Instruments

## Laminectomy



## Storage



## Sterilization



### Storage

- ① Tray, 2x
- ② Wrapping Drape, 2x



## Laminectomy

- ① SIMON Sharp Spoon, 2x
- ② BECKMANN-EATON Self-retaining Laminectomy Retractor, 1x
- ③ SIMON Fistula Knife, 1x
- ④ CUSHING Rongeur, 2x
- ⑤ KERRISON Bone Punch, 1x
- ⑥ Surgical Forceps, 1x
- ⑦ Anatomical Forceps, 1x
- ⑧ Surgical Scissors, 1x
- ⑨ Surgical Forceps, 1x
- ⑩ GRUENWALD Forceps, 1x

## Sterilization

- ① Container, 2x
- ② Identification Label „Spinal“, 1x
- ③ Identification Label „Cranial“, 1x
  - Permanent Filter, 1 package with 10 each (not illustrated)
  - Pencil for Marking Permanent Filters, 1 package with 3 each (not illustrated)

## Basic Set of Neurosurgical Instruments of the WFNS

The Basic Set of Neurosurgical Instruments has been selected and compiled for classic emergency decompression procedures such as craniotomy, laminectomy and peripheral nerve surgery. The WFNS and Aesculap have succeeded in preparing a set that is the perfect addition to the general set of instruments available in almost every surgical department around the world.

The set is based on experience gained under relatively simple conditions where

there is no access to highly sophisticated imaging technologies such as CT and MRI nor to a major neurosurgical centre.

The quality of the instruments is excellent and guarantees that the set is absolutely sufficient for straightforward neurosurgical procedures. Power-driven tools are intentionally not included since they are not essential and may not be working in every environment. Haemostatic agents, silver clips and bone wax are also not part of the set.

## Handling of Order, Payment and Delivery

- 1) The applicant sends his demand to Mrs. Jan Joseph, Executive Secretary of WFNS, by mentioning the sponsor's and consignee's addresses. (The President of WFNS, the Vice President or the President of National Societies have to investigate whether the demand is justified)
- 2) If officially approved, then the WFNS Executive Secretary passes the addresses onto Aesculap AG & Co.KG, to the attention of "Marketing Neurosurgery".
- 3) WFNS informs the applicant / sponsor to transfer the total amount of US \$ 3.000 to Bank: Deutsche Bank AG, Tuttlingen  
Bank Code: 653 700 75  
Account number: 21 22 000  
SWIFT-Code: DEUT DE SS603
- 4) As soon as the amount is credited to the account, delivery will be made to the consignee on CIP basis.

For further information please contact:

**Mrs. Jan Joseph**  
Executive Secretary  
WFNS Central Office  
5 rue du Marché  
1260 Nyon, VD  
Switzerland  
Tel. 0041-22-3624303  
Fax: 0041-22-3624352  
[www.WFNS.org](http://www.WFNS.org)



# AESCULAP®

All it takes to operate.

**B | BRAUN**  
SHARING EXPERTISE

**Aesculap AG & Co. KG**

Am Aesculap-Platz  
78532 Tuttlingen

Phone +49 7461 95-0

Fax +49 7461 95-2600

[www.aesculap.de](http://www.aesculap.de)

All rights reserved. Technical alterations are possible. This leaflet may be used for no other purposes than offering, buying and selling of our products. No part may be copied or reproduced in any form. In the case of misuse we retain the rights to recall our catalogues and pricelists and to take legal actions.